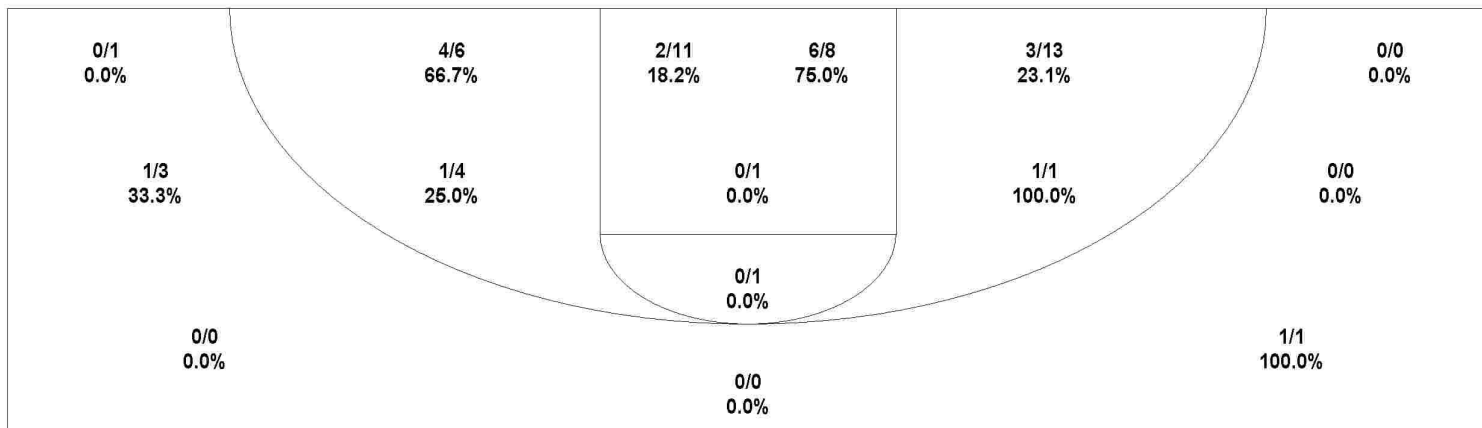
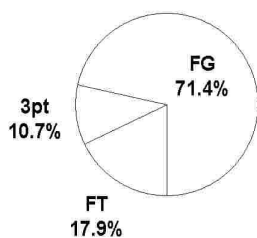


**2005 AHSAA State Basketball Championships - TEAM SHOT CHART for the Pickens County Tornados**  
**Calera Eagles vs. Pickens County Tornados**  
**DATE: 03/01/2005 TIME: 1:30 SITE: BJCC**

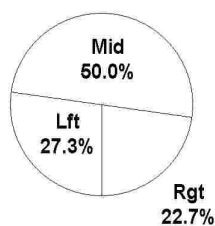


Shot Summary	M/A	%	PTS
3Pt FG	2/5	40.0%	6
2Pt FG	20/50	40.0%	40
Layups - L	0/0	0.0%	0
Layups - R	0/0	0.0%	0
Dunks	0/0	0.0%	0
Putbacks	3/5	60.0%	6
Overall Shooting	22/55	40.0%	46
Free Throws	10/12	83.3%	10
Total Points			56

Scoring Distribution




Scoring Locations



By Period	FG	FGA	FG%	3Pt	3PA	3P%	FT	FTA	FT%	PTS	ORB	DRB	TR	PF	AST	TO	BS	ST	P/S
1st Period	4	10	40.0	1	1	100	0	0	0.00	9	1	7	8	5	2	7	0	0	0.90
2nd Period	7	15	46.7	1	1	100	3	3	100	18	3	4	7	5	4	6	0	1	1.13
3rd Period	7	19	36.8	0	0	0.00	5	7	71.4	19	8	4	12	2	0	3	1	5	0.86
4th Period	4	11	36.4	0	3	0.00	2	2	100	10	2	6	8	5	2	7	2	1	0.83
Game	22	55	40.0	2	5	40.0	10	12	83.3	56	14	21	35	17	8	23	3	7	0.92

Scoring Breakdown



Scoring Range

